

"Shall I compare thee
to a summer's day?"

~ William Shakespeare

Campbell's

Notes From The Garden

THINGS TO DO FOR AUGUST

For Gardens and Planters:

- Annuals and perennials may be showing signs of disease, such as black spot or powdery mildew. Treat with an appropriate fungicide as needed.
- Re-mulch garden and landscape areas to keep the soil cool and moist during hot August days.
- Remove faded flowers and prune as needed to encourage more blooms.
- In late August, divide peonies, iris, fall bulbs, etc., if needed.

For Yards:

- Continue to water turf and landscape plantings as needed, but don't over-water.
- Avoid applications of nitrogen-containing lawn chemicals to avoid burning the turf grass.
- Be careful starting a new lawn from seed now. Take advantage of cooler weather to re-seed or over-seed.
- August and September are good months to resume your fight against stubborn weeds. Plants are actively moving food down to the roots to store for winter, which makes herbicides more effective.

Remember... send us
your questions about
gardening & landscaping!
askus@campbellsnursery.com



August Garden & Yard Care Reminders



IT'S HOT OUT THERE!

Heat and humidity take their toll on most everything – annuals, perennials, turf grass, shrubs, trees and those of us who are trying to care for them. This time of the year we need to be kind to our landscape, as well as ourselves.

Heat stressed plants tend to "shut down" and don't absorb water or nutrients as readily. Water lawns and gardens early in the day when plants are cooler. Also, don't over-water – if the soil is moist, the area does not need to be watered. When the soil is dry, soak garden areas and planters well then let the soil dry out between watering. Lawns need about 1 to 1-½ inches of water weekly, preferably in one or two waterings.

Go easy on the fertilizer. Stressed plants are more likely to burn if too much nitrogen is applied. If you need to perk up gardens use products with low or slow-release nitrogen concentrations. Products rich in iron or iron sulfate will green up yellowing lawns. Be patient with your landscape. The August heat will give way to cooler temperatures in September, when working outside is more pleasant.

WATER SAVING TIPS

Conservation of almost everything is on people's minds these days. There are several ways to save by recycling, careful selection and just plain using less. You don't have to make your lawn or landscape plants suffer to save water this summer. The trick is to get the most mileage out of the sprinkling you do. Make every drop count. One of the big mistakes to avoid is applying light, shallow sprinklings that moisten the surface of the soil but don't get much water to the root system. This actually wastes water because the water that is applied doesn't get used efficiently.

Other water wasters are sprinklers that water the streets and sidewalks. The spray from a sprinkler can be carried away from the lawn by the wind or the spray head might just need adjusting. Either way, asphalt and concrete really don't need the water.

Too much overlap in your pattern is another water "leak" you can easily plug. Be careful to water all the area, but only once. When moving the sprinklers, allow only a small overlap in your pattern. Consider these tips.

- Water only when the soil is dry to a depth of 3-6 inches.
- Water deeply (*usually an hour in each spot*). Avoid shallow sprinklings.
- Adjust your sprinklers to avoid getting overspray onto drives, walks and streets.
- When watering, cover each area only once. Try not to create overlap that over-waters parts of the lawn.
- Water larger trees, shrubs and perennial beds very slowly.

Let a hose trickle at the base for several hours. Soaker hoses are also a good investment for these areas.

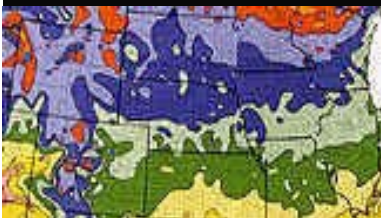
Campbell's Nurseries and Garden Center, Inc.

2342 South 40th, Lincoln, NE 68506 5625 Pine Lake Road, Lincoln, NE 68516
NURSERIES ~ GARDEN CENTERS ~ LANDSCAPING ~ GIFTS ~ EXPERT ADVICE

Campbell's Nurseries and Garden Centers does not sell or ship plant material outside of Lincoln, Omaha or the surrounding communities via our website. Advice on lawns, plants and their care applies only to Zones 4 and 5, which is roughly from South Dakota to Kansas and Wyoming to Illinois

[To unsubscribe from Campbell's Notes please click here](#)

Quick Links: [Webpage](#) [Garden Center](#) [Landscape Department](#) [E-Mail Directory](#)



VEGETABLES AND HERBS

In addition to maintaining your vegetable and herb gardens, now is a good time to get ready to add to the area for a fall garden. Fall vegetable and herb seeds or starters can be planted in August. Consider spinach, radishes, carrots, beets, lettuce, over-wintering onions, kale, kohlrabi, rutabagas, turnips, dill, cilantro, parsley, and chives.

Remember to harvest your garlic when about half the leaves turn brown. Also, cut herbs to dry or freeze for winter use.

PLANNING FOR FALL LAWN REPAIRS

Most any lawn can use a little fixing up or repairing. The end of summer or early fall is a great time to do it. As with any project, you need to have a plan of what needs to be done. Things to consider include:

- Aeration for thatch control
- Adding top soil to fill low areas
- Spot seeding to fill bare patches
- Over seeding to thicken the lawn
- Complete renovation to rebuild your lawn from the ground up

Several things can cause a lawn to need one or more of these renovations. Some lawns may have been damaged by lack of water through the summer. Insects, disease, heavy foot traffic, pet damage or poor drainage can compromise part or all of a lawn.

Remember, timing makes a big difference. If you decide to seed, make sure you time it right. Try to have seed planted early enough so the new grass can be mowed several times during the fall. And be sure to use the best possible seed for the most dependable germination with strong growth.

Visit either of our Garden Center locations for help with any lawn renovation project. We can help you decide the best time to do your plan.

HOUSEPLANTS


The topic of houseplants might seem strange during summer. However, August is a good time to think about houseplants as we take refuge in the air-conditioned comfort of our homes. A nice fern or other variety of tropical plant can bring a touch of outdoor living into any room. Visit either of our garden centers to pick out something new for your home.



SUC-CU-LENT : RICH IN DESIRABLE QUALITIES

A succulent is a water retaining plant adapted to arid climates or soil conditions.


With the high temperatures this summer, many people's colorful annual planters have scorched beyond repair. With this heat, it is hard to water your planters often enough to do the plants any good. Lucky for plant lovers there is a substitute! Succulent planters are the perfect replacement for hot tired annuals in the summer heat. Succulents store water in their leaves, stems and roots which gives the plants a swollen or fleshy appearance. This ability also allows the plants to go for days without



water. The best known succulent is the cactus, which is a succulent with spines but there are so many more varieties available!

The old adage for watering succulents is to watch the weather and when it rains in the desert, it's time to water your succulents. Another suggestion is to wait until they begin to shrivel and then water them lightly. After doing this a few times you will begin to see the pattern of when your plants are needing water. Some succulents are even hardy for Nebraska and can survive our harsh winter climates when planted outside.

Ask Campbell's professionals for help selecting plants with the attributes that will accentuate your spaces!



Grow & Share

Share your excess garden produce with the hungry!

Bring any extra produce to either Campbell's Nurseries location on Mondays or Tuesdays and The Food Bank will distribute it to the area's needy

Please help insure fresh produce by:

Not pre-cooling, pre-washing or trimming your produce
Use brown paper bags rather than plastic

Remember... send us your gardening & landscaping questions!
askus@campbellsnursery.com

FOLLOW US ON FACEBOOK!



Campbell's Nurseries is now on Facebook!

Follow us as we discuss timely tips, favorite flowers, photographs, and advice from professionals and home-

owners alike! In addition, enjoy coupons, specials and fan only promotions!

Follow us at <http://facebook.com/CampbellNursery>